

Curodont™ Repair Fluoride Plus

Biomimetic non-invasive treatment for early caries

– Professional product, for dental professionals only –

Guided Enamel Repair through hydroxyapatite formation throughout the depth of the lesion

Unlike preventive solutions that act on the surface of the lesion, the proprietary formulation diffuses throughout the depth of the lesion.

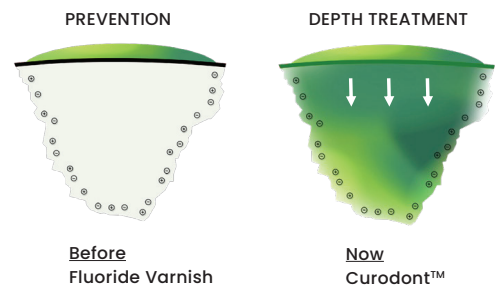
Copying nature, Curodont treats the early lesion by restoring the lost minerals with the minerals from your own saliva.

No need for drilling nor artificial filling materials.


- A Non-invasive drill-free application
- Fast & easy to apply in the same appointment
- Can be applied by trained clinicians, including hygienists*
- Works on all surfaces: interproximal, occlusal/buccal surfaces white spots
- Non-staining & tasteless – Suitable for all ages**

*state dependent

**Children under 6 years of age: Consult a dentist or doctor.



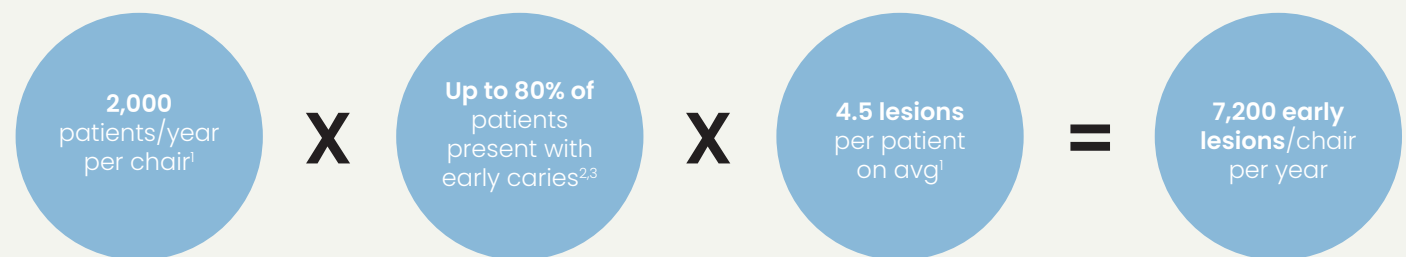
Hydroxyapatite formation throughout the depth of the lesion



Hydroxyapatite crystals formation after 2 weeks
Dental Advisor In vitro study 2025

PREVALENCE & POTENTIAL TREATMENTS

Per Hygiene, GP, Ortho Chair



Treat now in the same appointment.
Bill the same as a filling per tooth.

*In private dental clinics, dentists are charging on average \$100 per tooth treated with CURODONT™ REPAIR FLUORIDE PLUS.

Individual insurance company coverage may vary. Data on file

1. Data on file.

2. Skeie et al. BMC Oral Health 2022;22:620

3. Jacobsen ID et al. Eur Arch Paediatr Dent 2019;20:73-78

QUICK AND EASY APPLICATION ON ALL TOOTH SURFACES

- Can be applied by all dental professionals
- Application procedure lasts less than 3 minutes
- No need to use separators or wedges or rubber dam
- No drying time



Interproximal



Smooth



Around orthodontic brackets

SELECTION OF CASES*

White spot lesions during fixed orthodontic therapy



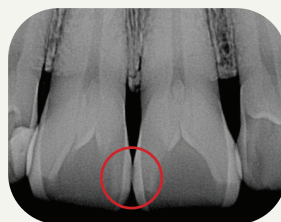
BEFORE
July 2023



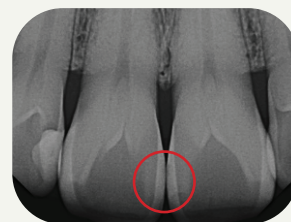
AFTER
December 2023

Courtesy of Misty Mattingly, RDH, BS, SAGE Dental, US

Interproximal initial carious lesion in the aesthetic zone



BEFORE



AFTER
12-month follow up

Case Courtesy- Dr. Gavin Miller USA

*These results may not be typical. Individual results may vary.

EXPECTED BENEFITS

For Patients

- Helps arrest caries progression
- Naturally repairs over time
- Maintain healthy tooth structure
- Drill free needle free appointment
- No need for new appointment

For Practices

- Same store growth
- Improved HYG profitability
- More frequent recall to seek drill free treatment
- Increase patient retention and word of mouth
- Optimized use of chair time across the practice
- Easy integration into all existing workflow in the same appointment
- Elevate patient care



Scan the QR code for our team's contact details



Scan the QR code to access the CURODONT™ REPAIR FLUORIDE PLUS application videos and other educational materials