



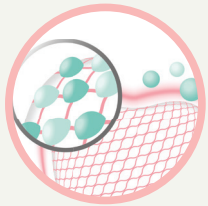
CURODONT™ PROTECT

Anti-cavity & Anti-sensitivity Dental Gel


- Aids in the prevention of dental cavities
- Remineralizes and strengthens enamel
- Ideal at home complement to CURODONT™ REPAIR FLUORIDE PLUS
- Builds increasing protection against painful tooth sensitivity
- Suitable for all patients over 6 years of age
- Easy application in office and at home

MODE OF ACTION

A remineralizing dental gel that helps with cavity prevention and builds increasing protection against tooth sensitivity.



CURODONT™ PROTECT is designed to keep the active ingredient on the tooth surface to help prevent early carious lesions that appear as white spots.



The Stabilized Stannous Fluoride acts on exposed dentin and on the tooth surface, building increasing protection on the sensitive areas of the teeth.

INDICATIONS



Cavity prevention

Particularly for orthodontic patients and for those with a high risk of caries



After the treatment with CURODONT™ REPAIR FLUORIDE PLUS

In-office and at-home



Anti-sensitivity

For patients with exposed root surface & Before/after hygiene sessions or bleaching treatments

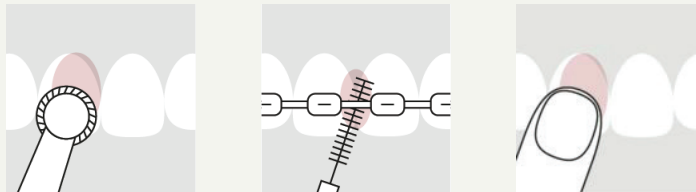


Scan the QR code to visit our website

HOW TO APPLY CURODONT™ PROTECT

IN OFFICE

CURODONT™ PROTECT is quick and easy to apply with the help of a rubber polisher, interdental brush, or a micro-brush.



For cavity prevention	After completion of the dental procedure, apply on the entire dentition.
After treatment with CURODONT™ REPAIR FLUORIDE PLUS	Wait for 5 minutes and apply on the treated area and rest of the dentition.
For sensitivity relief	On sensitive teeth, apply 2 minutes before and immediately after professional cleaning/bleaching or any invasive treatment.

AT HOME

After in-office application, instruct the patient to continue to use CURODONT™ PROTECT at home as per the instructions below.

For cavity prevention & after treatment with CURODONT™ REPAIR FLUORIDE PLUS	Apply once to twice a week, after brushing at bedtime, until the tube is finished.
For sensitivity relief	Apply once or several times a day until the pain subsides.

Please note: The gel must be allowed to stay on the teeth undisturbed for 1-2 minutes before spitting out the residue, if any. This should not be followed by rinsing to maintain the contact of the gel with the teeth for as long as possible.

Protect your patients against cavities and painful sensitivity with CURODONT™ PROTECT dental gel

- Ideal anti-cavity solution for orthodontic patients
- Provides relief from tooth sensitivity
- Complements the CURODONT™ REPAIR FLUORIDE PLUS treatment
- For in-office or at home use



1 box of CURODONT™ PROTECT contains ten 3ml individually-packaged tubes.



Scan the QR code for our team's contact details