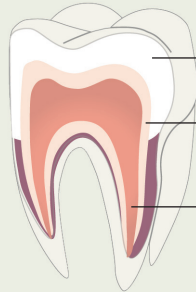


CURODONT™ REMINERALIZATION THERAPY



Tooth enamel (96% minerals)

Dentin

Tooth pulp

Diagnostic

Action/Treatment

Healthy tooth



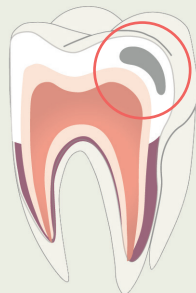
2x /day



regular dental checkup

Early decay – Watch areas

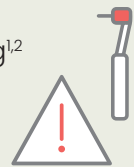
- Invisible
- Painless
- Mineral loss
- Starts under the enamel surface



"Wait & See"

Up to 50% risk of cavity & drilling<sup>1,2</sup>

- 45 min procedure
- Expensive
- More than 1 appointment



NEW

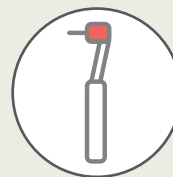
CURODONT™ REPAIR FLUORIDE PLUS

- Non-invasive
- Painless
- 5-10 min procedure
- Less expensive
- Done in one appointment




Advanced decay – Cavity

- Visible
- Painful
- Invasive treatment necessary



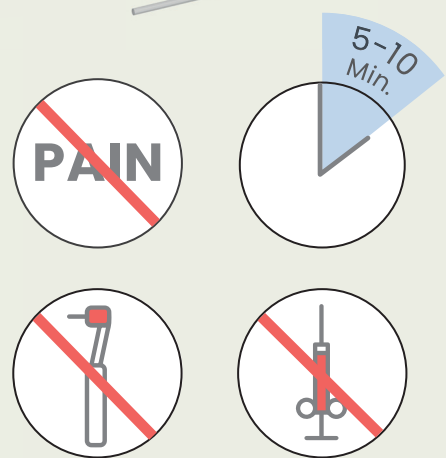
Drilling



Anesthesia

### Treatment with CURODONT™ REPAIR FLUORIDE PLUS

- Early decay remineralization
- Works on all surfaces
- Acts below the tooth surface
- For permanent and primary teeth
- 1x fast & easy application
- For all patients, incl. children



### After the CURODONT™ REPAIR FLUORIDE PLUS treatment

- Avoid rinsing, eating or drinking for 30 minutes
- Keep treated surface clean
- Apply CURODONT™ PROTECT once a day, after brushing at bedtime, for 1 week or until the tube is finished
- Perform daily thorough oral care

